

**Two-Dimensional Quadrature for Functions with a Point Singularity on a Triangular Region**



Yajun Yang; Kendall E. Atkinson

*SIAM Journal on Numerical Analysis*, Vol. 32, No. 3. (Jun., 1995), pp. 969-983.

Stable URL:

<http://links.jstor.org/sici?sici=0036-1429%28199506%2932%3A3%3C969%3ATQFFWA%3E2.0.CO%3B2-7>

*SIAM Journal on Numerical Analysis* is currently published by Society for Industrial and Applied Mathematics.

---

Your use of the JSTOR archive indicates your acceptance of JSTOR's Terms and Conditions of Use, available at <http://www.jstor.org/about/terms.html>. JSTOR's Terms and Conditions of Use provides, in part, that unless you have obtained prior permission, you may not download an entire issue of a journal or multiple copies of articles, and you may use content in the JSTOR archive only for your personal, non-commercial use.

Please contact the publisher regarding any further use of this work. Publisher contact information may be obtained at <http://www.jstor.org/journals/siam.html>.

Each copy of any part of a JSTOR transmission must contain the same copyright notice that appears on the screen or printed page of such transmission.

---

JSTOR is an independent not-for-profit organization dedicated to creating and preserving a digital archive of scholarly journals. For more information regarding JSTOR, please contact [support@jstor.org](mailto:support@jstor.org).

## TWO-DIMENSIONAL QUADRATURE FOR FUNCTIONS WITH A POINT SINGULARITY ON A TRIANGULAR REGION \*

YAJUN YANG<sup>†</sup> AND KENDALL E. ATKINSON<sup>‡</sup>

**Abstract.** We consider the numerical integration of functions with point singularities over a planar wedge  $S$  using isoparametric piecewise polynomial interpolation of the function and the wedge. Such integrals often occur in solving boundary integral equations using the collocation method. To obtain the same order of convergence as is true with uniform meshes for smooth functions, we introduce an adaptive refinement of the triangulation of  $S$ . Error analyses and several examples are given for a certain type of adaptive refinement.

**Key words.** numerical integration, quadratic interpolation, adaptive refinement

**AMS subject classifications.** 65D30, 65D32

**1. Introduction.** We consider the problem of approximating an integral of the form

$$\int_S f(x, y) dS$$

where  $S$  is a closed, bounded, connected set in  $\mathbf{R}^2$ . When the integrand has singularities within the integration region, the use of a standard quadrature method may be very inefficient. There are several ways to deal with this problem. One approach is to use a change of variables [10] to transform a singular integrand into a well-behaved function over a new region. A second approach is to use adaptive numerical integration to place more node points near where the integrand is badly behaved to improve the performance of a standard quadrature method. A third approach is to use extrapolation methods to construct new and more accurate integration formulas based on the asymptotic expansion for the quadrature error in the original quadrature rule. The generalization of the classical Euler–Maclaurin expansion to functions having a particular type of singularity, as obtained by Lyness [8], [9], provides a basis for extrapolation methods in the same way as the Euler–Maclaurin expansion is used as a basis for Romberg integration. For the one-dimensional case, a standard discussion of these methods and others can be found in Atkinson [3].

In this paper we discuss adaptive numerical integration for the two-dimensional case. The process of placing node points with variable spacing so as to better reflect the integrand is called adaptive refinement or grading the mesh. We propose a type of adaptive refinement for which the order of convergence is the same as for smooth functions, but with the integrand function having a particular type of singularity, specified below.

In the case of smooth integrand functions, Chien [6], [7] obtained that for integrals over a piecewise smooth surface in  $\mathbf{R}^3$ , the numerical integration using isoparametric piecewise quadratic interpolation for both the surface and the integrand leads to the

---

\* Received by the editors April 12, 1993; accepted for publication (in revised form) December 21, 1993.

<sup>†</sup> Department of Mathematics, The State University of New York–Farmingdale, Farmingdale, New York 11735 (yangy@snyfarva.cc.farmingdale.edu).

<sup>‡</sup> Department of Mathematics, The University of Iowa, Iowa City, Iowa 52242 (blakeapd@uiamvs.bitnet).

order of convergence  $O(\delta^4)$ . In this,  $\delta = \max_{1 \leq K \leq N}(\delta_K)$ ,  $\delta_K = \max_{p,q \in \Delta_K} |p - q|$ , and  $\{\Delta_K | K = 1, \dots, N\}$  is a quasi-uniform triangulation of the surface. In terms of the number  $N$  of triangles, the order of convergence is  $O(1/N^2)$ . We extend these results to singular integrands.

To simplify our discussion, we study only the following class of problems. The integration region  $S$  is a wedge, i.e.,

$$S = \{(x, y) \in \mathbf{R}^2 | 0 \leq r \leq 1, 0 \leq \theta \leq \Theta\}, \quad 0 < \Theta < \pi.$$

The integration function is singular at only the origin, and it is of the form

$$(1.1) \quad f(x, y) = r^\alpha \varphi(\theta) h(r) g(x, y), \quad \alpha > -2$$

or the form

$$(1.2) \quad f(x, y) = r^\alpha \ln r \varphi(\theta) h(r) g(x, y), \quad \alpha > -2.$$

Here  $(x, y)$  are the Cartesian coordinates with the corresponding polar coordinates  $(r, \theta)$ . The functions  $\varphi(\theta), h(r), g(x, y)$  are assumed to be sufficiently smooth. This is also the class of functions considered in Lyness [8].

In §2, we describe the triangulation of the wedge  $S$  and the adaptive refinement scheme we use. The interpolation-based quadrature formulas are given in §3. Section 4 contains the error analyses and a discussion of the results. Numerical examples are given in §5.

This paper presents detailed results for only the use of quadratic interpolation. The method being used generalizes to other degrees of piecewise polynomial interpolation, and the results are consistent with the kind of results we have obtained for the quadratic case. This generalization for other degrees of interpolation is given in §6.

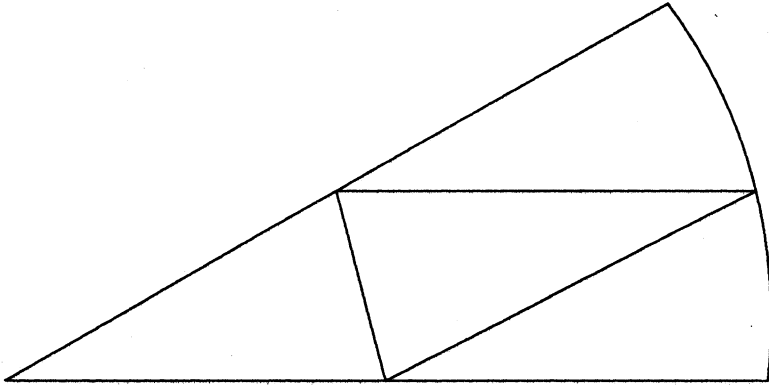
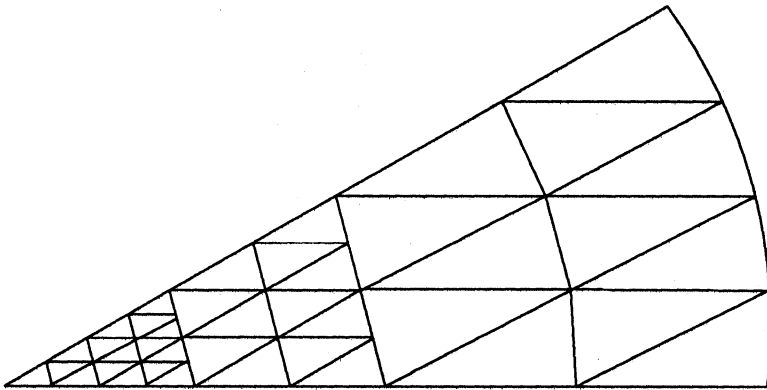
Because integrals of nonsmooth functions often occur in solving boundary integral equations using the numerical method, we expect that the error analysis of the present numerical integration methods eventually will lead to better numerical methods for the solution of boundary integral equations.

**2. The triangulation and adaptive refinement.** In this section, we describe the triangulation of the wedge  $S$  and discuss its refinement to a finer mesh. Let

$$(2.1) \quad \tau_n = \{\Delta_{K,n} | 1 \leq K \leq N_n\}$$

be the triangulation mesh for a sequence  $n = 1, 2, \dots$ . When referring to the element  $\Delta_{K,n}$ , the reference to  $n$  will be omitted, but understood implicitly.

The initial triangulation  $\tau_1$  of  $S$  is obtained by connecting the midpoints of the sides of  $S$  using straight lines. The sequence of triangulations  $\tau_n$  of (2.1) will be obtained by successive adaptive and uniform refinements based on the initial triangulation. We construct this sequence as follows, and we call it an  $La + u$  refinement with  $L$  a positive integer. Given  $\{\Delta_{K,n} | 1 \leq K \leq N_n\}$ , we divide the triangle containing the origin into four new triangular elements. For the resulting triangulation, repeat the preceding subdivision. After doing this  $L$  times, we divide simultaneously every triangle into four new triangles. The final triangulation is denoted by  $\{\Delta_{K,n+1} | 1 \leq K \leq N_{n+1}\}$ . In other words, at level  $n$ , we perform  $L$  times an adaptive subdivision on the triangle containing the origin, and then we do one simultaneous

FIG. 1.  $n = 1$ .FIG. 2.  $n = 2$ .

subdivision of all triangles. An advantage of this form of refinement is that each set of mesh points contains those mesh points at the preceding level.

As an example, we illustrate the  $2a + u$  refinement for  $n = 1, 2$  in Figs. 1 and 2. When  $n = 2$ , there are three different-sized triangular elements. Let  $\eta = \frac{\sin \Theta}{1 - \cos \Theta}$ , and define

$$B_0 = \left\{ (x, y) \in S \mid \eta x + y \geq \frac{\eta}{2} \right\},$$

$$B_1 = \left\{ (x, y) \in S \mid \eta/4 \leq \eta x + y \leq \frac{\eta}{2} \right\},$$

$$B_2 = \left\{ (x, y) \in S \mid 0 \leq \eta x + y \leq \frac{\eta}{4} \right\}.$$

The set  $B_l$  is the union of the triangles of the same size in  $S$ , and therefore it is uniformly divided by the triangulation. The diameter of triangles in  $B_l$  is  $O(2^{-(2+l)})$ . Moreover, functions in (1.1) and (1.2) are smooth on  $B_0 \cup B_1$ .

More generally, by examining the structure of the  $La + u$  refinement, we can calculate the total number  $N_n$  of triangles at level  $n$ : this is  $(L+1)2^{2n} - 4L = O(2^{2n})$ . There are  $Ln - (L-1)$  different-sized triangular elements. The closer the triangle is to the origin, the smaller it is. As the triangles vary in size from large to small, we name

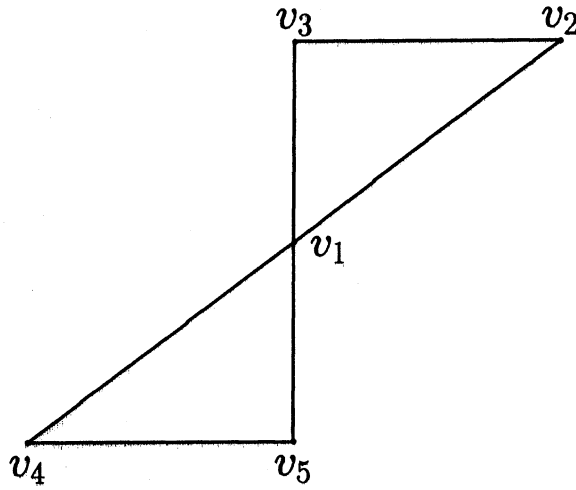


FIG. 3. A symmetric pair of triangles.

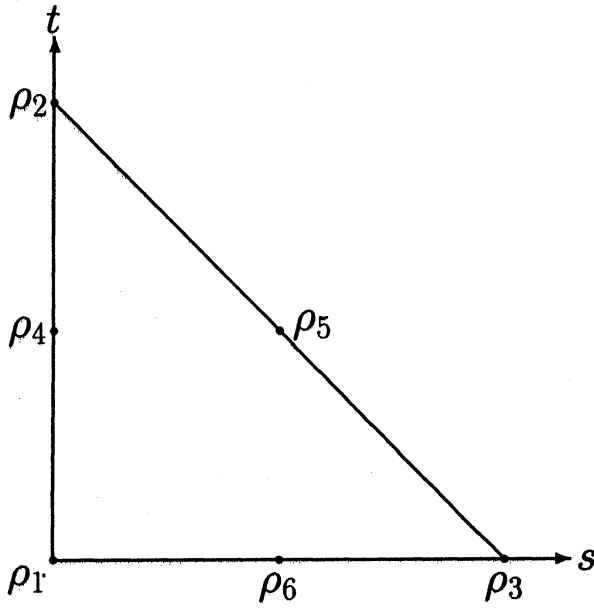


FIG. 4. The unit simplex.

the region containing triangles of the same size to be  $B_0, B_1, \dots, B_{Ln-L}$ , respectively. The diameter of triangles in  $B_l$ , denoted by  $\delta_l$ , is  $O(2^{-(n+l)})$ . Let  $N_l$  be the number of triangles in  $B_l$ . Then  $N_l$  is proportional to  $4^{n-i}$  where  $l = iL + i_1$  for  $0 \leq i_1 \leq L - 1$ . The distance from the origin to  $B_l$ , denoted by  $r_l$ , is  $O(1/(2^{(L+1)l}))$ .

In each  $B_l (l = 1, \dots, Ln - L)$ , the triangular elements  $\Delta_K$  are true triangles and all are congruent. The triangular elements in  $B_0$  are nearly congruent. More importantly, any symmetric pair of triangles, as shown in Fig. 3, have the following properties:

$$\begin{aligned} v_1 - v_2 &= -(v_1 - v_4), \\ v_1 - v_3 &= -(v_1 - v_5). \end{aligned}$$

The total number of symmetric pairs of triangles in  $B_l$  is  $O(N_l)$ , and the remaining triangles in  $B_l$  is  $O(\sqrt{N_l})$ .

If  $L = 0$ , then the refinement is quasi uniform. The analysis given in [6] indicates that a quasi-uniform refinement is a better scheme to use with smooth integrands.

**3. Interpolation.** Let  $\sigma$  denote the unit simplex in the  $st$ -plane

$$\sigma = \{(s, t) | 0 \leq s, t, s + t \leq 1\}.$$

Let  $\rho_1, \dots, \rho_6$  denote the three vertices and three midpoints of the sides of  $\sigma$ , which are numbered according to Fig. 4.

To define interpolation, introduce the basis functions for quadratic interpolation on  $\sigma$ . Letting  $u = 1 - (s + t)$ , we define

$$\begin{aligned} l_1(s, t) &= u(2u - 1), & l_2(s, t) &= t(2t - 1), & l_3(s, t) &= s(2s - 1), \\ l_4(s, t) &= 4tu, & l_5(s, t) &= 4st, & l_6(s, t) &= 4su. \end{aligned}$$

We give the corresponding set of basis functions  $\{l_{j,K}(q)\}$  on  $\Delta_K$  by using its parameterization over  $\sigma$ . As a special case of piecewise smooth surfaces in  $\mathbf{R}^3$ , discussed in [5]–[7], there is a mapping

$$(3.1) \quad m_K : \sigma \xrightarrow{1-1} \Delta_K \text{ onto}$$

with  $m_K \in C^6(\sigma)$ . Introduce the node points for  $\Delta_K$  by  $v_{j,K} = m_K(\rho_j), j = 1, \dots, 6$ . The first three are the vertices and the last three are the midpoints of the sides of  $\Delta_K$ . Define

$$l_{j,K}(m_K(s, t)) = l_j(s, t), \quad 1 \leq j \leq 6, \quad 1 \leq K \leq N.$$

Given a function  $f$ , define

$$\mathcal{P}_N f(q) = \sum_{j=1}^6 f(v_{j,K}) l_{j,K}(q), \quad q \in \Delta_K$$

for  $K = 1, \dots, N$ . This is called the *piecewise quadratic isoparametric function interpolating  $f$*  on the nodes of the mesh  $\{\Delta_K\}$  for  $S$ .

**4. Numerical integration and error analyses.** With the triangulation  $\{\Delta_K\}$  and the mapping  $m_K : \sigma \xrightarrow{1-1} \Delta_K$ , we have

$$(4.1) \quad \int_{\Delta_K} f(q) dS = \int_{\sigma} f(m_K(s, t)) |D_s m_K(s, t) \times D_t m_K(s, t)| ds dt.$$

$D_s$  and  $D_t$  denote differentiation with respect to  $s$  and  $t$ , respectively. The quantity  $|D_s m_K(s, t) \times D_t m_K(s, t)|$  is the Jacobian determinant of the mapping  $m_K(s, t)$  used in transforming surface integrals over  $\Delta_K$  into integrals over  $\sigma$ . When  $\Delta_K$  is a triangle, the Jacobian is twice the area of  $\Delta_K$ .

The numerical integration formula used here is

$$(4.2) \quad \int_{\sigma} g(s, t) ds dt \approx \frac{1}{6} [g(\rho_4) + g(\rho_5) + g(\rho_6)],$$

which is based on integrating the quadratic polynomial interpolating  $g$  on  $\sigma$  at  $\rho_1, \dots, \rho_6$ . This integration has degree of precision 2. Applying (4.2) to the right side of (4.1), we have

$$(4.3) \quad \int_{\Delta_K} f(q) dS \approx \frac{1}{6} \sum_{j=4}^6 f(m_K(\rho_j)) |D_s m_K(s, t) \times D_t m_K(s, t)|_{\rho_j}.$$

A major problem with (4.3) is that  $D_s m_K$  and  $D_t m_K$  are inconvenient to compute for some elements  $\Delta_K$  on many surfaces  $S$ . Therefore, we approximate  $m_K(s, t)$  in terms of only its values at  $\rho_1, \dots, \rho_6$ . Define

$$\tilde{m}_K(s, t) = \sum_{j=1}^6 m_K(\rho_j) l_j(s, t) = \sum_{j=1}^6 v_{j,K} l_j(s, t).$$

For the case of the wedge of a circle, in this paper only the outer triangles will be affected by this approximation. Then

$$\begin{aligned} \int_{\Delta_K} f(q) dS &\approx \frac{1}{6} \sum_{j=4}^6 f(m_K(\rho_j)) |D_s \tilde{m}_K(s, t) \times D_t \tilde{m}_K(s, t)|_{\rho_j} \\ &= \sum_{j=4}^6 \omega_{j,K} f(v_{j,K}) \end{aligned}$$

where

$$\omega_{j,K} = \frac{1}{6} |D_s \tilde{m}_K(s, t) \times D_t \tilde{m}_K(s, t)|_{\rho_j}.$$

LEMMA 1. *Let  $\{\Delta_K\}$  be the irregular triangulation defined by the  $La + u$  refinement, and let  $N$  be its total number of triangles. Assume that  $f$  is of the form (1.1). Then*

$$(4.4) \quad \left| \int_{B_{L^{n-L}}} f(q) dS - \sum_{\Delta_K \subset B_{L^{n-L}}} \sum_{j=4}^6 \omega_{j,K} f(v_{j,K}) \right| \leq O\left(\frac{1}{N^{p_1}}\right)$$

where  $p_1 = \frac{(L+1)(\alpha+2)}{2}$ .

*Proof.* Let

$$\delta_{L^{n-L}} = \frac{1}{2^{n+(Ln-L)}}.$$

The partition of  $B_{L^{n-L}}$  is shown in Fig. 5. Let  $\{\Delta_K | K = 1, \dots, 16\}$  denote the sixteen triangles in  $B_{L^{n-L}}$ , and let  $\Delta_1$  contain the origin. Then the area of  $\Delta_K$  is  $\delta_{L^{n-L}}^2 \sin(\Theta/2)$ .

(a) We first estimate the error of

$$\left| \int_{\Delta_1} f(q) dS - \sum_{j=4}^6 \omega_{j,1} f(v_{j,1}) \right|.$$

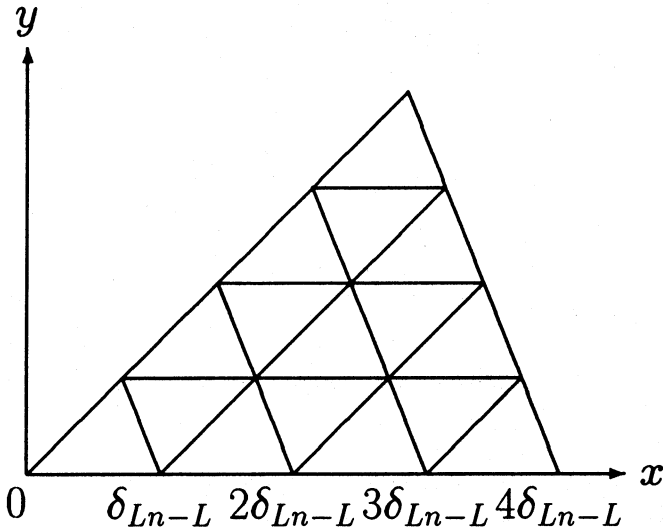


FIG. 5. The partition of  $B_{L^{n-L}}$ .

Define

$$g_1(x, y) = \varphi(\theta)h(r)g(x, y),$$

and note that  $g_1(x, y)$  is integrable over  $\Delta_1$ . Since  $r^\alpha \geq 0$ , by the integral mean value theorem we have

$$\int_{\Delta_1} f(q) dS = \mu \int_{\Delta_1} r^\alpha dS$$

where

$$\inf_{\Delta_1} g_1(x, y) \leq \mu \leq \sup_{\Delta_1} g_1(x, y).$$

Also,  $\mu$  is bounded:

$$\begin{aligned} |\mu| &\leq \sup_S |g_1(x, y)| \\ &\leq \sup_S |\varphi(\theta)| \sup_S |h(r)| \sup_S |g(x, y)| \\ &= \max_{0 \leq \theta \leq \Theta} |\varphi(\theta)| \max_{0 \leq r \leq 1} |h(r)| \max_S |g(x, y)| \\ &\equiv M < \infty. \end{aligned}$$

Therefore,

$$\begin{aligned} \left| \int_{\Delta_1} f(q) dS \right| &\leq M \int_{\Delta_1} r^\alpha dS \\ &= M \int_0^{\delta_{L^{n-L}}} \int_0^\Theta r^{\alpha+1} d\theta dr \\ &= \frac{M\Theta}{\alpha+2} \delta_{L^{n-L}}^{\alpha+2}. \end{aligned}$$

On the other hand,

$$\left| \sum_{j=4}^6 \omega_{j,1} f(v_{j,1}) \right| \leq \frac{1}{6} \delta_{L^{n-L}}^{\alpha+2} \sin \Theta \left( 2^{1-\alpha} + \left| \cos \left( \frac{\Theta}{2} \right) \right|^\alpha \right) M.$$



This inequality comes from the following:

$$\begin{aligned} \omega_{j,1} &= \frac{1}{6} |D_s \tilde{m}_1(s, t) \times D_t \tilde{m}_1(s, t)|_{\rho_j} \\ &= \frac{1}{6} 2(\text{Area of } \Delta_1) \\ &= \frac{1}{6} \delta_{L_n-L}^{\alpha+2} \sin \Theta \quad \text{for } j = 4, 5, 6 \end{aligned}$$

and

$$\begin{aligned} |f(v_{j,1})| &\leq |v_{j,1}|^\alpha M \\ &= \begin{cases} \left(\frac{\delta_{L_n-L}}{2}\right)^\alpha M & \text{if } j = 4, 6, \\ \delta_{L_n-L}^\alpha \left|\cos\left(\frac{\Theta}{2}\right)\right|^\alpha M & \text{if } j = 5. \end{cases} \end{aligned}$$

Hence,

$$\left| \int_{\Delta_1} f(q) dS - \sum_{j=4}^6 \omega_{j,1} f(v_{j,1}) \right| \leq O(\delta_{L_n-L}^{\alpha+2}).$$

Notice that  $\delta_{L_n-L} = O\left(\frac{1}{N^{(L+1)/2}}\right)$ . It follows that the error over  $\Delta_1$  is  $O\left(\frac{1}{N^{p_1}}\right)$ .

(b) The error over  $\Delta_K (K = 2, \dots, 16)$  can be obtained by using Taylor's error formula. Since  $f$  is smooth on  $\Delta_K$  and  $m_K : \sigma \xrightarrow[1-1]{\text{onto}} \Delta_K$  is also smooth, we have

$$(4.5) \quad f(m_K(s, t)) - \sum_{j=1}^6 f(m_K(\rho_j)) l_j(s, t) = H_{f,K}(s, t; \zeta, \eta)$$

where

$$\begin{aligned} H_{f,K}(s, t; \zeta, \eta) &= \frac{1}{3!} \left[ \left( s \frac{\partial}{\partial s} + t \frac{\partial}{\partial t} \right)^3 f(m_K(\zeta, \eta)) \right. \\ &\quad \left. - \sum_{j=1}^6 \left( s_j \frac{\partial}{\partial s} + t_j \frac{\partial}{\partial t} \right)^3 f(m_K(\zeta_j, \eta_j)) l_j(s, t) \right]. \end{aligned}$$

In this,  $\rho_j = (s_j, t_j)$ ,  $(\zeta, \eta)$  is on the line segment from  $(0, 0)$  to  $(s, t)$ , and  $(\zeta_j, \eta_j)$  is on the line segment from  $(0, 0)$  to  $(s_j, t_j)$ . Notice that  $(\zeta, \eta)$  and  $(\zeta_j, \eta_j)$  belong to  $\sigma$ . For  $(s, t) \in \sigma$ , we have

$$0 < \cos\left(\frac{\Theta}{2}\right) \delta_{L_n-L} \leq r(m_K(s, t)) \leq 4\delta_{L_n-L}, \quad \text{for } k = 2, \dots, 16$$

where  $r(m_K(s, t)) = |m_K(s, t)|$  is the distance from the point  $m_K(s, t)$  to  $(0, 0)$ .

We would like to examine one term in  $H_{f,K}$ , which is associated with  $s^3$  and will show the general behavior of  $H_{f,K}$ .

$$\begin{aligned} \frac{\partial^3}{\partial s^3} f(m_K(\zeta, \eta)) &= \frac{\partial^3}{\partial s^3} (r^\alpha(m_K(s, t)) \cdot g_1(m_K(s, t))) \Big|_{\substack{s=\zeta \\ t=\eta}} \\ (4.6) \quad &= g_1(m_K(\zeta, \eta)) \frac{\partial^3}{\partial s^3} (r^\alpha(m_K(s, t))) \Big|_{\substack{s=\zeta \\ t=\eta}} \end{aligned}$$

$$(4.7) \quad + 3 \left\{ \frac{\partial}{\partial s} g_1(m_K(s, t)) \frac{\partial^2}{\partial s^2} (r^\alpha(m_K(s, t))) \right\} \Big|_{\substack{s=\zeta \\ t=\eta}}$$

$$(4.8) \quad + 3 \left\{ \frac{\partial^2}{\partial s^2} g_1(m_K(s, t)) \frac{\partial}{\partial s} (r^\alpha(m_K(s, t))) \right\} \Big|_{\substack{s=\zeta \\ t=\eta}}$$

$$(4.9) \quad + r^\alpha(m_K(\zeta, \eta)) \frac{\partial^3}{\partial s^3} g_1(m_K(s, t)) \Big|_{\substack{s=\zeta \\ t=\eta}}$$

The magnitudes of (4.6)–(4.9) vary from  $O(\delta_{Ln-L}^\alpha)$  to  $O(\delta_{Ln-L}^{\alpha+3})$ , and  $O(\delta_{Ln-L}^\alpha)$  is the dominant term in (4.6)–(4.9). It follows that the coefficient of  $s^3$  in  $H_{f,K}$  is of  $O(\delta_{Ln-L}^\alpha)$ . Consequently,

$$|H_{f,K}(s, t; \zeta, \eta)| \leq O(\delta_{Ln-L}^\alpha)$$

for any  $(s, t) \in \sigma$ .

Therefore,

$$\begin{aligned} & \left| \int_{\Delta_K} f(q) dS - \sum_{j=4}^6 \omega_{j,K} f(v_{j,K}) \right| \\ & \leq O(\delta_{Ln-L}^2) \int_{\sigma} \left| f(m_K(s, t)) - \sum_{j=1}^6 f(m_K(\rho_j)) l_j(s, t) \right| dS \\ & \leq O(\delta_{Ln-L}^2) \int_{\sigma} |H_{f,K}(s, t; \zeta, \eta)| dS \\ & \leq O(\delta_{Ln-L}^{\alpha+2}). \end{aligned}$$

Hence, (4.4) holds.  $\square$

LEMMA 2. Under the assumptions in Lemma 1, let  $\beta = \alpha + 2 + \frac{\alpha-2}{L}$ . Then

$$(4.10) \quad \left| \int_{B_l} f(q) dS - \sum_{\Delta_K \subset B_l} \sum_{j=4}^6 \omega_{j,K} f(v_{j,K}) \right| \leq \begin{cases} O(2^{-4n-l\beta}) & \text{if } \alpha < 3, \\ O(2^{-4n-(l/L)-5l}) & \text{if } \alpha \geq 3 \end{cases}$$

for  $l = 1, \dots, Ln - L - 1$ .

*Proof.* There are two types of triangles in  $B_l$ . Those triangles that are part of symmetric pairs of triangles (cf. Fig. 3) are of the first type and the remaining triangles are of the second type. By analysis of the  $La + u$  refinement in §2, the number of triangles of the first type is  $O(N_l)$ , where  $N_l$  is the number of triangles in  $B_l$ . Then  $N_l$  is proportional to  $4^{n-i}$ , where  $l$  is decomposed as  $l = iL + i_1$  for  $0 \leq i_1 \leq L - 1$ .

Since  $f$  is smooth on  $B_l$ , then by Taylor's error formula we have

$$(4.11) \quad f(m_K(s, t)) - \sum_{j=1}^6 f(m_K(\rho_j)) l_j(s, t) = H_{f,K}(s, t) + G_{f,K}(s, t; \zeta, \eta)$$

where

$$\begin{aligned}
 H_{f,K}(s, t) &= \frac{1}{3!} \left[ \left( s \frac{\partial}{\partial s} + t \frac{\partial}{\partial t} \right)^3 f(m_K(0, 0)) \right. \\
 &\quad \left. - \sum_{j=1}^6 \left( s_j \frac{\partial}{\partial s} + t_j \frac{\partial}{\partial t} \right)^3 f(m_K(0, 0)) l_j(s, t) \right], \\
 G_{f,K}(s, t; \zeta, \eta) &= \frac{1}{4!} \left[ \left( s \frac{\partial}{\partial s} + t \frac{\partial}{\partial t} \right)^4 f(m_K(\zeta, \eta)) \right. \\
 &\quad \left. - \sum_{j=1}^6 \left( s_j \frac{\partial}{\partial s} + t_j \frac{\partial}{\partial t} \right)^4 f(m_K(\zeta_j, \eta_j)) l_j(s, t) \right].
 \end{aligned}$$

We examine (4.11) and we can find the following.

First,  $H_{f,K}(s, t)$  is a polynomial of degree 3. Second, the coefficients of  $H_{f,K}(s, t)$  are combinations of  $(v_{2,K} - v_{1,K})$  and  $(v_{3,K} - v_{1,K})$ . For instance, the coefficient of  $s^3$  is

$$\begin{aligned}
 (4.12) \quad & \frac{1}{3!} \frac{\partial^3}{\partial s^3} f(m_K(0, 0)) \\
 &= \frac{1}{3!} \left[ \frac{\partial^3}{\partial x^3} f(m_K(\rho_1))(v_{3,x} - v_{1,x})^3 + 3 \frac{\partial^3}{\partial x^2 \partial y} f(m_K(\rho_1))(v_{3,x} - v_{1,x})^2 (v_{3,y} - v_{1,y}) \right. \\
 &\quad \left. + \frac{\partial^3}{\partial x \partial^2 y} f(m_K(\rho_1))(v_{3,x} - v_{1,x})(v_{3,y} - v_{1,y})^2 + \frac{\partial^3}{\partial y^3} f(m_K(\rho_1))(v_{3,y} - v_{1,y})^3 \right],
 \end{aligned}$$

where  $v_{j,K} = (v_{j,x}, v_{j,y})$  for  $j = 1, 2, 3$ . For every symmetric pair of triangles, say  $\Delta_1$  and  $\Delta_2$ , in  $B_l$  (see Fig. 3), let

$$\begin{aligned}
 m_1(s, t) &= (v_3 - v_1)s + (v_2 - v_1)t + v_1, \\
 m_2(s, t) &= (v_5 - v_1)s + (v_4 - v_1)t + v_1, \\
 v_j &= (v_{j,x}, v_{j,y}).
 \end{aligned}$$

Then

$$\begin{aligned}
 v_1 - v_2 &= -(v_1 - v_4), \\
 v_1 - v_3 &= -(v_1 - v_5).
 \end{aligned}$$

We now have for  $H_{f,1}$  and  $H_{f,2}$  that the coefficient of  $s^3$  in  $H_{f,1}$  is

$$\begin{aligned}
 (4.13) \quad & \frac{1}{3!} \left[ \frac{\partial^3}{\partial x^3} f(m_1(\rho_1))(v_{3,x} - v_{1,x})^3 + 3 \frac{\partial^3}{\partial x^2 \partial y} f(m_1(\rho_1))(v_{3,x} - v_{1,x})^2 (v_{3,y} - v_{1,y}) \right. \\
 &\quad \left. + 3 \frac{\partial^3}{\partial x \partial^2 y} f(m_1(\rho_1))(v_{3,x} - v_{1,x})(v_{3,y} - v_{1,y})^2 + \frac{\partial^3}{\partial y^3} f(m_1(\rho_1))(v_{3,y} - v_{1,y})^3 \right],
 \end{aligned}$$

and the coefficient of  $s^3$  in  $H_{f,2}$  is

$$\begin{aligned}
 (4.14) \quad & \frac{1}{3!} \left[ \frac{\partial^3}{\partial x^3} f(m_2(\rho_1))(v_{5,x} - v_{1,x})^3 + 3 \frac{\partial^3}{\partial x^2 \partial y} f(m_2(\rho_1))(v_{5,x} - v_{1,x})^2 (v_{5,y} - v_{1,y}) \right. \\
 &\quad \left. + 3 \frac{\partial^3}{\partial x \partial^2 y} f(m_2(\rho_1))(v_{5,x} - v_{1,x})(v_{5,y} - v_{1,y})^2 + \frac{\partial^3}{\partial y^3} f(m_2(\rho_1))(v_{5,y} - v_{1,y})^3 \right].
 \end{aligned}$$

Adding (4.13) and (4.14) gives us zero, and an analogous argument holds for the remaining coefficients. This means that cancellation happens on any symmetric pair of triangles. It follows that

$$\left| \int_{\Delta_1 \cup \Delta_2} f(q) dS - \sum_{K=1}^2 \sum_{j=4}^6 \omega_{j,K} f(v_{j,K}) \right| \leq O(\delta_l^2) \sum_{K=1}^2 \int_{\sigma} |G_{f,K}(s, t; \zeta, \eta)| ds dt$$

where  $\delta_l$  is the diameter of  $\Delta_1$  and  $\Delta_2$ . This argument is based on Chien [6].

We now bound  $G_{f,K}(s, t; \zeta, \eta)$  on  $\Delta_K \subset B_l$  for  $K = 1, 2$ . Since  $1 \geq r(m_K(s, t)) \geq r_l > 0$  for  $(s, t) \in \sigma$ , and  $r_l = O(2^{-(L+1)i})$ , we have for  $\alpha < 4$ ,

$$\begin{aligned} |G_{f,K}(s, t; \zeta, \eta)| &\leq O(\delta_l^4) \left\{ O(r(m_K(\zeta, \eta))^{\alpha-4}) + \sum_{j=1}^6 O(r(m_K(\zeta_j, \eta_j))^{\alpha-4}) \right\} \\ &\leq O(\delta_l^4) O(r_l^{\alpha-4}) \\ &\leq O(\delta_l^4) O(2^{(4-\alpha)(L+1)i}). \end{aligned}$$

The first inequality arises from bounding the individual terms of  $(\partial^4 f)/(\partial \alpha s \partial^b t)$ ,  $a + b = 4$ , based on the kind of expansion done in (4.12). Otherwise, for  $\alpha \geq 4$ ,

$$|G_{f,K}(s, t; \zeta, \eta)| \leq O(\delta_l^4).$$

So,

$$\left| \int_{\Delta_1 \cup \Delta_2} f(q) dS - \sum_{j=4}^6 \omega_{j,K} f(v_{j,K}) \right| \leq \begin{cases} O(\delta_l^6) O(2^{(4-\alpha)(L+1)i}) & \text{if } \alpha < 4, \\ O(\delta_l^6) & \text{otherwise.} \end{cases}$$

The error contributed by triangles of the first type is as follows. If  $\alpha < 4$ ,

$$\begin{aligned} (4.15) \quad &\left| \sum_{\Delta_K \text{ of first type}} \left( \int_{\Delta_K} f(q) dS - \sum_{j=4}^6 \omega_{j,K} f(v_{j,K}) \right) \right| \\ &\leq O(N_i) O(\delta_l^6) O(2^{(4-\alpha)(L+1)i}) \\ &\leq O\left(2^{2n-2i} \frac{1}{2^{6n+6l}}\right) O(2^{(4-\alpha)(L+1)i}) \\ &\leq O(2^{-4n-l\beta}). \end{aligned}$$

For  $\alpha \geq 4$ ,

$$\begin{aligned} (4.16) \quad &\left| \sum_{\Delta_K \text{ of first type}} \left( \int_{\Delta_K} f(q) dS - \sum_{j=4}^6 \omega_{j,K} f(v_{j,K}) \right) \right| \\ &\leq O(N_i) O(\delta_l^6) \\ &\leq O(2^{-4n-(2l/L)-6l}). \end{aligned}$$

For the remaining triangles in  $B_l$ , which are those of the second type, the error contributed by a triangle  $\Delta_K$  is  $H_{f,K}(s, t; \zeta, \eta)$  by (4.5). By the fact that  $r_l \leq$

$r(m_K(s, t)) \leq 1$  for  $\Delta_K \subset B_l$ , and the fact that their numbers is  $O(\sqrt{N_l})$ , then the error is bounded by

$$|H_{f,K}(s, t; \zeta, \eta)| \leq \begin{cases} O(\delta_l^3)O(r_l^{\alpha-3}) & \text{if } \alpha < 3, \\ O(\delta_l^3) & \text{otherwise,} \end{cases}$$

and

$$(4.17) \quad \left| \sum_{\Delta_K \text{ of second type}} \left( \int_{\Delta_K} f(q) dS - \sum_{j=4}^6 \omega_{j,K} f(v_{j,K}) \right) \right| \leq \begin{cases} O(2^{-4n-l\beta}) & \text{if } \alpha < 3, \\ O(2^{-4n-(1/L)-5l}) & \text{otherwise.} \end{cases}$$

The total error over  $B_l$  is given by (4.10).  $\square$

LEMMA 3. Under the assumptions in Lemma 1,

$$(4.18) \quad \left| \int_{B_0} f(q) dS - \sum_{\Delta_K \subset B_0} \sum_{j=4}^6 \omega_{j,K} f(v_{j,K}) \right| \leq O\left(\frac{1}{N^2}\right).$$

*Proof.* The function  $f$  is smooth on  $B_0$ , and  $B_0$  is uniformly divided by triangular elements. By the results in [6], (4.18) follows.  $\square$

Combining the above lemmas, we get the following result, which gives the total error of integrating over  $S$ .

THEOREM 1. Let  $f$  be of the form (1.1). Then

$$\left| \int_S f(q) dS - \sum_{K=1}^N \sum_{j=4}^6 \omega_{j,K} f(v_{j,K}) \right| \leq \begin{cases} O\left(\frac{\ln N}{N^2}\right) & \text{if } p_1 = 2, \\ O\left(\frac{1}{N^p}\right) & \text{otherwise,} \end{cases}$$

where  $N$  is the total number of triangles in the triangulation  $p_1 = \frac{(\alpha+2)(L+1)}{2}$  and  $p = \min\{p_1, 2\}$ .

*Proof.* We first add all errors contributed by each  $\Delta_K \subset B_1 \cup \dots \cup B_{L_n-L-1}$ . For  $\alpha < 3$ , if  $p_1 \neq 2$  (i.e.,  $\beta \neq 0$ ),

$$\begin{aligned} \sum_{l=1}^{L_n-L-1} \left| \int_{B_l} f(q) dS - \sum_{\Delta_K \subset B_l} \sum_{j=4}^6 \omega_{j,K} f(v_{j,K}) \right| &\leq \sum_{l=1}^{L_n-L-1} O(2^{-4n-l\beta}) \\ &= O\left(2^{-4n} \frac{2^{-\beta} - 2^{-\beta(L_n-L)}}{1 - 2^{-\beta}}\right) \\ &\leq O(2^{-2pn}) \\ &= O\left(\frac{1}{N^p}\right), \end{aligned}$$

while

$$\sum_{l=1}^{L_n-L-1} \left| \int_{B_l} f(q) dS - \sum_{\Delta_K \subset B_l} \sum_{j=4}^6 \omega_{j,K} f(v_{j,K}) \right| \leq O\left(\frac{n}{2^{2n}}\right) \leq O\left(\frac{\ln N}{N^2}\right) \quad \text{for } \beta = 0.$$

When  $\alpha \geq 3, \beta$  is nonzero. By a similar argument,

$$\sum_{l=1}^{Ln-L-1} \left| \int_{B_l} f(q) dS - \sum_{\Delta_K \subset B_l} \sum_{j=4}^6 \omega_{j,K} f(v_{j,K}) \right| \leq O\left(\frac{1}{N^p}\right) \quad \text{for } \alpha \geq 3.$$

Combining the above with Lemmas 1 and 3, we have

$$\begin{aligned} & \left| \int_S f(q) dS - \sum_{K=1}^N \sum_{j=4}^6 \omega_{j,K} f(v_{j,K}) \right| \\ & \leq \left| \int_{B_{Ln-L}} f(q) dS - \sum_{\Delta_K \subset B_{Ln-L}} \sum_{j=4}^6 \omega_{j,K} f(v_{j,K}) \right| \\ & \quad + \sum_{l=1}^{Ln-L-1} \left| \int_{B_l} f(q) dS - \sum_{\Delta_K \subset B_l} \sum_{j=4}^6 \omega_{j,K} f(v_{j,K}) \right| \\ & \quad + \left| \int_{B_0} f(q) dS - \sum_{\Delta_K \subset B_0} \sum_{j=4}^6 \omega_{j,K} f(v_{j,K}) \right| \\ & \leq O\left(\frac{1}{N^{p_1}}\right) + O\left(\frac{1}{N^p}\right) + O\left(\frac{1}{N^2}\right) \\ & \leq O\left(\frac{1}{N^p}\right) \quad \text{for } \beta \neq 0. \end{aligned}$$

And it is  $O(\ln N/N^2)$  for  $\beta = 0$ . The quantity  $p_1$  is defined in Lemma 1, and  $p = \min\{p_1, 2\}$ .  $\square$

**COROLLARY.** Let  $L$  be any positive integer greater than  $\frac{4}{\alpha+2} - 1$ . Then the error for evaluating the integral over  $S$  is  $O(1/N^2)$ . In particular, a  $1a + u$  refinement gives an error of  $O(1/N^2)$  for any  $\alpha > 0$ .

**THEOREM 2.** Let  $f$  be of the form (1.2). Then

$$\left| \int_S f(q) dS - \sum_{K=1}^N \sum_{j=4}^6 \omega_{j,K} f(v_{j,K}) \right| \leq O\left(\frac{\ln N}{N^{p_1}}\right) + O\left(\frac{1}{N^2}\right)$$

where  $N$  is the total number of triangles in the triangulation and  $p_1 = \frac{(\alpha+2)(L+1)}{2}$ .

*Proof.* The proof is analogous to that of Theorem 1.  $\square$

**COROLLARY.** Let  $L$  be any positive integer greater than  $\frac{4}{\alpha+2} - 1$ . Then the error for evaluating the integral over  $S$  is  $O(1/N^2)$ . For  $\alpha > 0$ , a  $1a + u$  refinement still gives an error of  $O(1/N^2)$ .

**5. Numerical examples.** We give numerical examples using the method analyzed in §4. The method was implemented with a package of programs written by Atkinson, which is described in [1] and [4]. All examples were computed on a Hewlett Packard workstation in double precision arithmetic.

*Example 1.* Let  $S = \{(x, y) \in \mathbf{R}^2 | 0 \leq r \leq 1, 0 \leq \theta \leq \frac{\pi}{2}\}$ ,

$$(5.1) \quad f(x, y) = r^\alpha, \quad \alpha > -2.$$

TABLE 1  
Evaluation with  $L = 1$ .

$n$	$N$	$\alpha = .1$		$\alpha = .5$	
		Error	Order	Error	Order
1	4	-2.36E-4		-9.47E-4	
2	28	-9.00E-6	1.68	2.90E-6	3.10
3	124	3.97E-7	2.10	3.22E-6	-.23
4	508	7.13E-8	1.22	2.91E-7	1.71
5	2044	6.95E-9	1.67	2.10E-8	1.89
6	8188	5.70E-10	1.81	1.40E-9	1.95

TABLE 2  
Evaluation with  $\alpha = -1$ .

$n$	$N$	$L = 1$		$N$	$L = 3$	
		Error	Order		Error	Order
1	4	1.49E-1		4	1.49E-1	
2	28	4.01E-2	0.68	52	9.51E-3	1.08
3	124	1.07E-2	0.93	244	5.61E-4	1.83
4	508	2.53E-3	0.98	1012	3.35E-5	1.98
5	2044	6.32E-4	1.00	4084	2.00E-6	2.02
6	8188	1.58E-4	1.00			

The results are given in Table 1 for  $\alpha = 0.1, 0.5$  with  $L = 1$ . The column labeled *Order* gives the value

$$p_n = \frac{\ln |E_n/E_{n+1}|}{\ln(N_{n+1}/N_n)}$$

where  $E_n$  is the error at level  $n$ . Since the theoretical result shows that the error is  $O(1/N^2)$ , we expect that  $p_n$  will converge to 2.

Table 2 gives the results for  $\alpha = -1$  with  $L = 1$  and  $L = 3$ . The empirical orders of convergence  $p_n$  approach 1 and 2, respectively, as expected.

**6. Generalization.** We have presented results for only the planar wedge, while using polynomial interpolation of degree 2 to approximate the integrand and the integration region. Any other degree of interpolation could also have been used. In such cases, the definition of the nodes will change appropriately, but the definition of the triangulation will remain the same, and we will use the  $La + u$  refinement.

In addition to using quadratic interpolation, we have also examined the use of linear, cubic, and quartic interpolation. For linear and cubic interpolation, the function value at the origin is needed in the numerical integration. We simply let  $f(0, 0) = 0$ . The results are consistent with the kind of results we have obtained for the quadratic case, and they are as follows.

Suppose that we use interpolation of degree  $d$  to approximate both the integrand and the wedge  $S$ . Let  $\{q_1, \dots, q_v\}$  be the node points in the unit simplex and let  $\{l_1, \dots, l_v\}$  be the basis functions in the Lagrange form, where  $v = \frac{(d+1)(d+2)}{2}$ . The points  $\{q_1, \dots, q_v\}$  will be equally spaced over  $\sigma$  and of the form  $(\frac{i}{d}, \frac{j}{d})$ ,  $0 \leq i + j \leq d$ . Define the interpolating operation

$$P_N h(s, t) = \sum_{j=1}^v h(q_j) l_j(s, t).$$

The numerical integration we use is based on integrating this interpolation polynomial; i.e.,

$$\int_{\sigma} h(s, t) ds dt \approx \int_{\sigma} \mathcal{P}_N h(s, t) ds dt \\ = \sum_{j=1}^v \omega_j^{(d)} h(q_j).$$

Assume that the integrand is of the form (1.1). Then with the  $La + u$  refinement, we have

$$\left| \int_S f(q) dS - \sum_{K=1}^{N_n} \sum_{j=1}^v \omega_{j,K}^{(d)} f(v_{j,K}) \right| \leq \begin{cases} O\left(\frac{\ln N_n}{N_n^{d^*}}\right) & \text{if } p_1 = d^*, \\ O\left(\frac{1}{N_n^p}\right) & \text{otherwise,} \end{cases}$$

where  $N_n$  is the number of triangular elements in the triangulation. The order  $p = \min\{p_1, d^*\}$ ,  $p_1 = \frac{(\alpha+2)(L+1)}{2}$ ,  $d^* = \frac{d+2}{2}$  when  $d$  is an even number, and  $d^* = \frac{d+1}{2}$  when  $d$  is an odd number. The proof is completely analogous to that given earlier for the quadratic case. In addition, we need the results for smooth integrands as stated in [6].

The results can be generalized to other integration regions  $S$ , for example, a wedge with the central angle larger than  $\pi$ , triangles, squares, regions containing the origin as an interior point, etc. We also can generalize this to curved surfaces in  $\mathbf{R}^3$ , with the integrand having a point singularity of the type given in (1.1). We omit statements of these results because they are straightforward.

## REFERENCES

- [1] K. ATKINSON (1985), *Piecewise polynomial collocation for boundary integral equations on surfaces in three dimensions*, J. Integral Equations, 9 (suppl.), pp. 25–48.
- [2] ——— (1985), *Solving integral equations on surfaces in space*, in Constructive Methods for the Practical Treatment of Integral Equations, G. Hämmerlin and K. Hoffman, eds., Birkhäuser, Basel, pp. 20–43.
- [3] ——— (1989), *In Introduction to Numerical Analysis*, 2nd ed., John Wiley and Sons, New York.
- [4] ——— (1993), *User's guide to a boundary element package for solving integral equations on piecewise smooth surfaces*, Reports on Computational Mathematics 44, Dept. of Mathematics, Univ. of Iowa, Iowa City, IA.
- [5] K. ATKINSON AND D. CHIEN (1992), *Piecewise polynomial collocation for boundary integral equations*, Reports on Computational Mathematics, 29, Dept. of Mathematics, Univ. of Iowa, Iowa City, IA.
- [6] D. CHIEN (1991), *Piecewise Polynomial Collocation for Integral Equations on Surfaces in Three Dimensions*, Ph.D. thesis, Univ. of Iowa, Iowa City, IA.
- [7] ——— (1992), *Piecewise polynomial collocation for integral equations with a smooth kernel on surfaces in three dimensions*, J. Integral Equations Appl., 5 (1993), pp. 315–344.
- [8] J. LYNNESS (1976), *An error functional expansion for  $n$ -dimensional quadrature with an integrand function singular at a point*, Math. Comp., 30, pp. 1–23.
- [9] ——— (1990), *Extrapolation-based boundary element quadrature*, Rend. Semin. Mat., Torino., to appear.
- [10] C. SCHWAB AND W. WENDLAND (1992), *On numerical cubatures of singular surface integrals in boundary element methods*, Numerische Math., 62, pp. 343–369.